



South Carolina Enterprise Information System

Reporting User Group Meeting

Friday, November 7, 2014



SC BUDGET AND CONTROL BOARD



South Carolina Enterprise Information System

Welcome

John Taylor, SCEIS User Support Team Director



SC BUDGET AND CONTROL BOARD



Human Resource Reporting

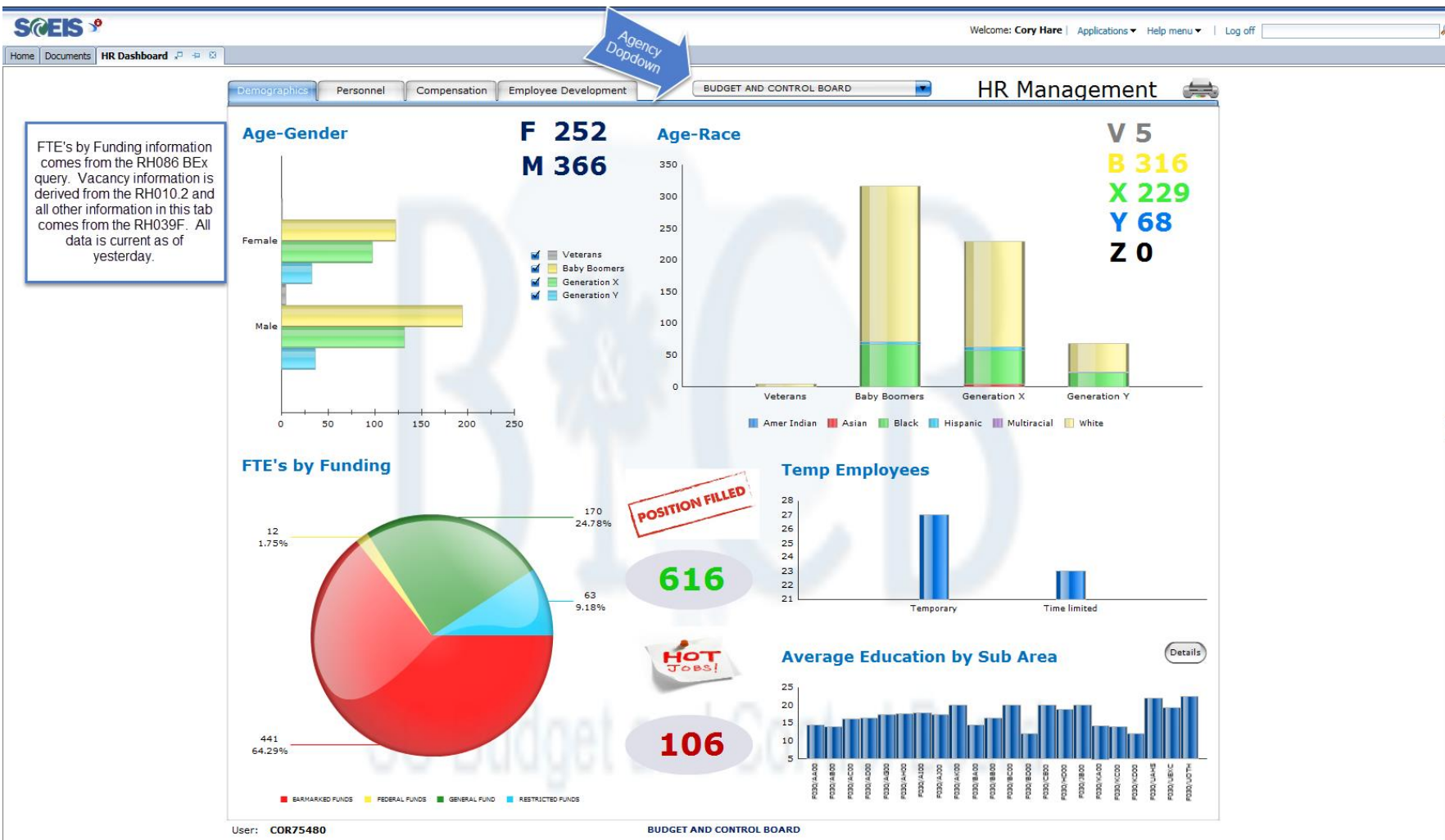


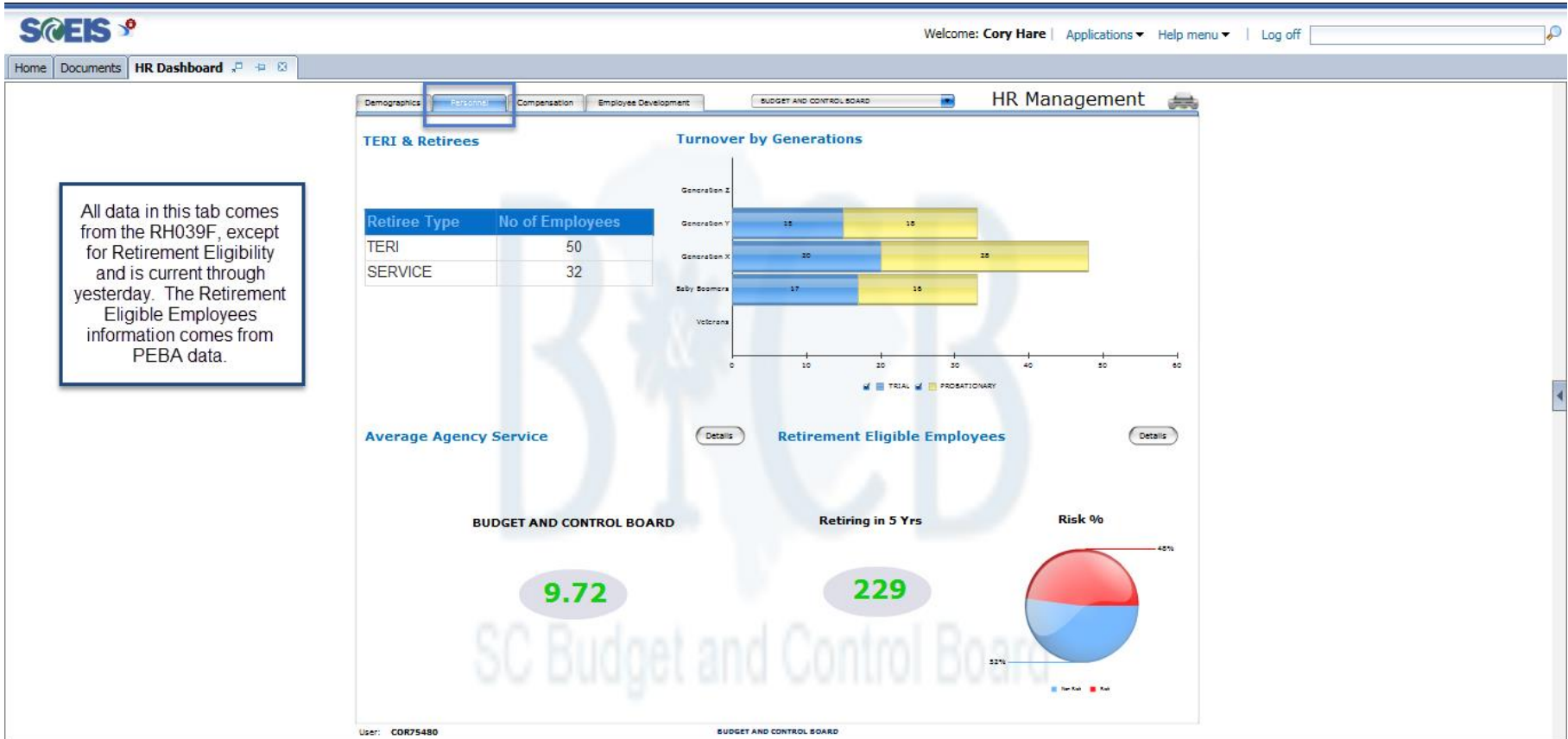
HR Dashboard

- Consists of four tabs: Demographics, Personnel, Compensation and Employee Development.
- It will be used run out of BusinessObjects 4.1.
- Data sources are the RH010.2, RH039F, RH039S, RH086 queries and data provided by PEBA.
- Data is current as of the previous day.

HR Dashboard Components

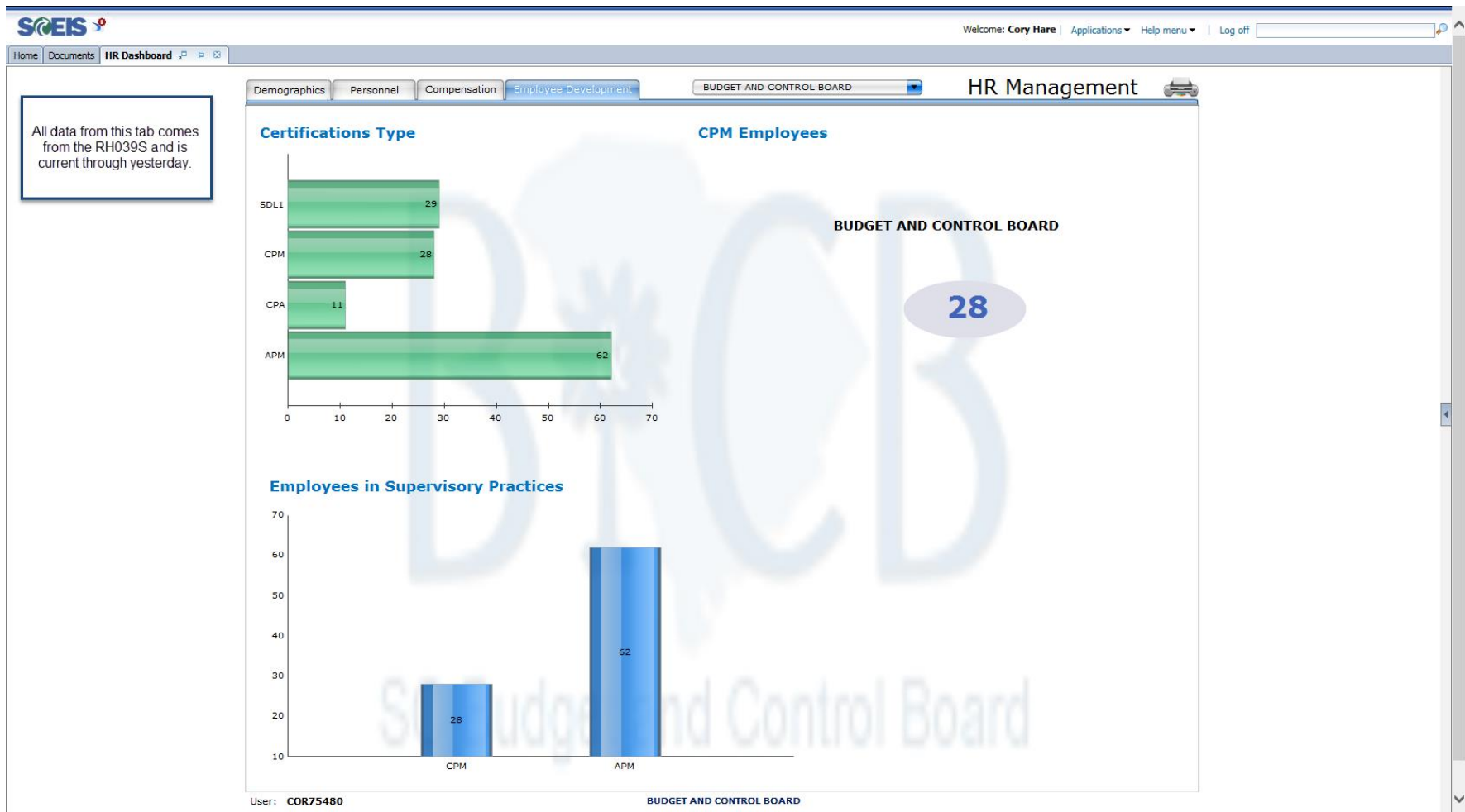
- 🔄 Age-Gender
- 🔄 Age-Race
- 🔄 FTE's by Funding
- 🔄 Temp Employees
- 🔄 Positions Filled/Vacant
- 🔄 Temp Employees
- 🔄 Average Education by Sub Area
- 🔄 TERI & Retirees
- 🔄 Turnover by Generations
- 🔄 Average Agency Service
- 🔄 Retirement Eligible Employees
- 🔄 Employees & Salary by Payband
- 🔄 Pay Actions by Type
- 🔄 Certifications Type
- 🔄 CPM Employees
- 🔄 Employees in Supervisory Practices





All data in this tab comes from the RH039F, except for Retirement Eligibility and is current through yesterday. The Retirement Eligible Employees information comes from PEBA data.





2015 RUG Meeting Schedule TBD

See You All Next Year!



South Carolina Enterprise Information System

Reporting User Group Meeting

Friday, November 7, 2014



SC BUDGET AND CONTROL BOARD



South Carolina Enterprise Information System

Welcome

John Taylor, SCEIS User Support Team Director



SC BUDGET AND CONTROL BOARD

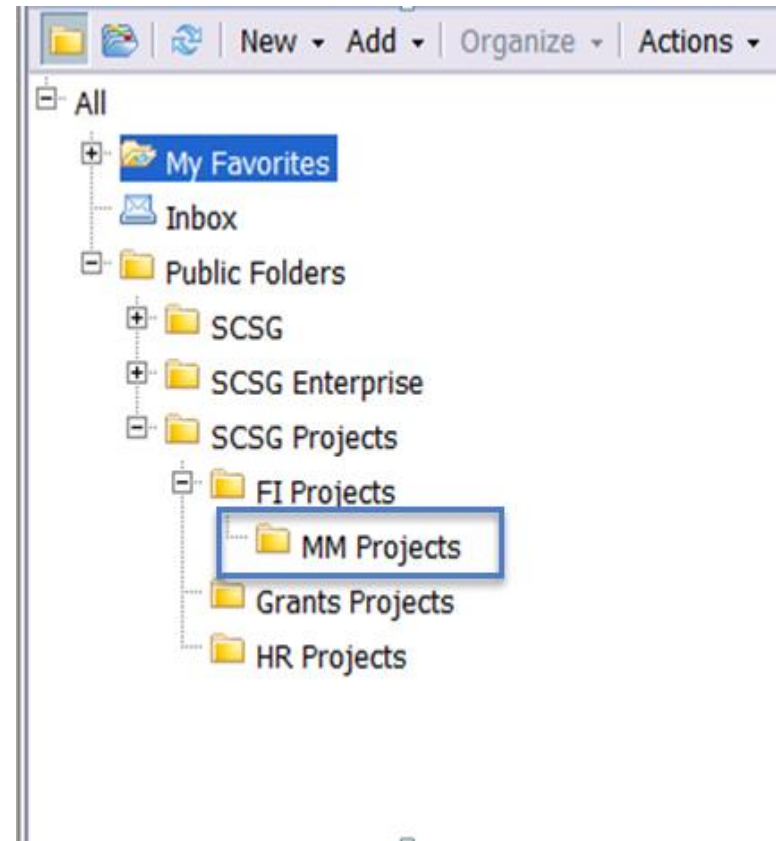


Materials Management Reporting



BEX Reporting Recap

- 🔄 24 BEX Reports
- 🔄 24 BOBJ Reports are being developed from the BEX Reports
- 🔄 Link to BOBJ reports in development:
Public Folders/SCSG
Projects/FI Projects/
MM Projects



BOBJ Reporting

- 🌀 MM Reporting Focus Group
- 🌀 Focusing on what the users want from MM Reporting

BOBJ Reporting

5 main areas identified for SRM Reporting

Spend Analysis

Contract

Bidding Engine

Supplier Evaluation

Enterprise Buyer

Spend Analysis

Top 15 Suppliers

Business Area, Vendor, GL Account, GL Account name,
Amount

Top 15 Suppliers

JUL 2015 through JUL 2015
Run Date: 11/5/2014-2:42 PM

Page 1 of 1

Source: FI Vendor Actuals (Opened or Cleared) by Exp or Rev All Doc Types

Business Area	Vendor	Vendor Name	Commitment Item	Commitment Item Name	Amount
F030	7000030159	TOWN OF MOUNT PLEASANT	5170750000	ALLOC ENTITIES	\$2,151,418.00
F030	7000052522	CITY OF SENECA	5170750000	ALLOC ENTITIES	\$2,089,857.00
F030	7000206690	AT&T	5020090000	TELEPHONE & TELEGRPH	\$1,719,506.83
F030	000F030010	BCB OFFICE OF LOCAL GOVERNMENT	5180750000	AID ENTITIES	\$1,413,200.00
F030	7000030164	CITY OF NORTH AUGUSTA	5170750000	ALLOC ENTITIES	\$1,351,284.00
F030	000H670000	EDUCATIONAL TELEVISION COM	5021330003	CONTR-STATE	\$1,272,513.00
F030	7000026423	GRAND STRAND WATER AND SEWER	5170750000	ALLOC ENTITIES	\$998,657.00
F030	7000187874	CITY OF FLORENCE	5170750000	ALLOC ENTITIES	\$951,837.00
F030	7000091276	SPIRIT COMMUNICATIONS	5020090000	TELEPHONE & TELEGRPH	\$897,763.58
F030	7000029993	CITY OF CAMDEN	5170750000	ALLOC ENTITIES	\$896,630.00
F030	7000030264	BEAUFORT-JASPER WATER & SEWER	5170750000	ALLOC ENTITIES	\$500,033.00
F030	7000044726	PALMETTO CONSTRUCTION GROUP LLC	5071230000	RENOV-BLDG & ADD INT	\$428,911.85
F030	7000079092	VIC BAILEY FORD INC	5060310000	Veh & Trans Acq(MA)	\$417,154.00
F030	000R120000	STATE ACCIDENT FUND	5140010003	INDDM CLAIM AWD-MED	\$396,649.82
F030	7000030179	CITY OF UNION	5170750000	ALLOC ENTITIES	\$353,403.00
TOTAL:					\$15,838,818.08

Contracts

Current Contracts

*report already exist, working to enhance and add fields that are needed

Fields requested: Cost Center, Released Value, PO Number, Percentages

Current Contracts

JUL 2015 through NOV 2015

Run Date: 11/5/2014-2:56 PM

Page 1 of 1

Source: Current Contracts

Purchasing Document (Contract)	Purchasing doc. type Key	Purchasing Group	Vendor Key	Vendor	Valid From Key	Valid To Key	Total Amount
4400008753	ZAGY	ITMO - 617	7000033229	TEMPLE INC	07/09/2014	07/08/2019	\$2,021,200.00
4400009038	ZAGY	ITMO - 617	7000058570	HORRY TELEPHONE COOPERATIVE INC	08/06/2014	08/05/2019	\$865,800.00
4400009137	ZAGY	ITMO - 617	7000074486	AMPLIFY EDUCATION INC	08/20/2014	08/19/2015	\$1,118,742.00
4400009300	ZAGY	ITMO - 617	7000045163	ACT INC	09/30/2014	09/29/2019	\$58,434,000.00
4400009403	ZAGY	ITMO - 617	7000214380	CBSI ADVANCED MEDIA	10/10/2014	10/09/2019	\$92,500.00
4400009488	ZAGY	ITMO - 617	7000084459	STARREZ INC	10/30/2014	10/29/2019	\$204,060.00
						TOTAL:	\$62,736,302.00

🔄 Contracts (cont.)

PO's By Contract

*report already exist, data is not current and working to publish this query and move to BOBJ

Fields on the report:

Contract

Item

Plant

Purchasing Document Category

Purchasing Document Type

Purchasing document,

Purchasing Group

Vendor

Item of Princ. Agmt

Bidding Engine

*bid reports already exist, working to enhance reports and add fields that are needed and add Rfx reporting
Fields requested: Rfx (solicitations)

Bid Invitations-Bids-Contract

Bid Invitation Transaction Type	Bid Invitation Number	Bid Inv Create Date	Bid Number	Bid Create Date	Purchasing Document Contract	Contract Create Date	Last Approval Day (for Requirement/ SC)	Days to Award	Days to Award (From - Publishing Bid Invitation)
Best Value Bid	5400001558	02/11/2010	Not assigned	#	#	#	0	0	0
Best Value Bid	5400001643	02/26/2010	Not assigned	#	#	#	0	0	0
Best Value Bid	5400001986	06/10/2010	Not assigned	#	#	#	0	0	0
Best Value Bid	5400002582	01/08/2011	5500012656	02/11/2011	#	#	0	0	0
Best Value Bid	5400002582	01/08/2011	5500012658	02/14/2011	4400003480	03/16/2011	0	0	134
Best Value Bid	5400002582	01/08/2011	5500012700	02/13/2011	#	#	0	0	0
Best Value Bid	5400002582	01/08/2011	5500012710	02/14/2011	#	#	0	0	0
Best Value Bid	5400002608	01/21/2011	Not assigned	#	#	#	0	0	0
Best Value Bid	5400002833	03/15/2011	5500013373	03/28/2011	#	#	0	0	0
Best Value Bid	5400002833	03/15/2011	5500013380	03/28/2011	#	#	0	0	0
Best Value Bid	5400002833	03/15/2011	5500013390	03/29/2011	4400003808	06/07/2011	0	0	1,344
Best Value Bid	5400002833	03/15/2011	5500013392	03/29/2011	#	#	0	0	0
Best Value Bid	5400002857	03/22/2011	5500013762	04/18/2011	#	#	0	0	0
Best Value Bid	5400002857	03/22/2011	5500013794	04/18/2011	#	#	0	0	0
Best Value Bid	5400002857	03/22/2011	5500013801	04/18/2011	4400003738	05/19/2011	0	0	754
Best Value Bid	5400002857	03/22/2011	5500013821	04/19/2011	#	#	0	0	0
Best Value Bid	5400006660	09/11/2013	Not assigned	#	#	#	0	0	0
Fixed Price Bid	5400002613	01/24/2011	5500012626	02/04/2011	4400003520	03/21/2011	0	0	224
Fixed Price Bid	5400002613	01/24/2011	5500012688	02/14/2011	4400003507	03/21/2011	0	0	224

Supplier Evaluation

Analysis Report: Supplier Evaluation

*used in business and refers to the process of evaluating and approving potential suppliers by quantitative assessment. The purpose of supplier evaluation is to ensure a portfolio of best in class suppliers is available for use. Supplier evaluation is also a process applied to current suppliers in order to measure and monitor their performance for the purposes of reducing costs, mitigating risk and driving continuous improvement.

🔄 Supplier Evaluation (cont.)

Analysis Report: Supplier Profile

*In the **Suppliers Profile**, you describe supplier *types* that serve the business. You can also create a supplier type that is the name of a particular *major* supplier. Supplier types might include materials suppliers and professional services vendors.

Enterprise Buyer

a. Workload per Purchasing Group

* This report was pointed out in as being needed for a buyer to view purchasing and the shopping cart items that need to be worked on

b. Materials Purchase History

* This report was pointed out as being needed for buyers to see what was bought in the past

🌀 Useful Existing Reports

🌀 Minority Terms Contracts & PO's

🌀 FI Minority Vendor Payments

🌀 FI Vendor Actuals (Open/Cleared) by Exp/Rev all
Doc Types

🌀 Open Encumbrance

Open Encumbrance

- Add P-Group

Minority Term Contracts and POs

- Add Bid Invitation, Bids, Contracts

2015 RUG Meeting Schedule TBD

See You All Next Year!



South Carolina Enterprise Information System

Reporting User Group Meeting

Friday, November 7, 2014



SC BUDGET AND CONTROL BOARD



South Carolina Enterprise Information System

Welcome

John Taylor, SCEIS User Support Team Director



SC BUDGET AND CONTROL BOARD



Finance





Business Objects Upgrade



Business Objects Launch Pad View:

The screenshot displays the Business Objects Launch Pad View within a web browser. The browser's address bar indicates the URL <https://sceisreportingdev.sc.gov/BOE/BI>. The page features a header with the SCEIS logo and a welcome message for Cory Hare, along with navigation links for Applications, Help menu, and Log off. The main content area is organized into a grid of four panels, each with a red border:

- My Recently Viewed Documents:** Lists four documents: SCEIS SPIRS Recon : 71186, 70745_budvsact test 09082014 : 70765, FM Budget vs Actual, and ZGLA for PP 10.
- 2 unread messages in My Inbox:** Lists two messages: GPRVER Supp mod : 72386 and GPRVEP Test : 72356.
- My Recently Run Documents:** Displays the message "No recently run documents".
- 0 Unread Alerts:** Displays the message "No unread alerts".
- My Applications:** Shows two application icons, one with an orange cube and one with a red sphere.

At the top left, there are tabs for "Home" and "Documents". The "Home" tab is currently selected. The browser's menu bar includes File, Edit, View, Favorites, Tools, and Help.

Documents View:

Home **Documents**

View ▾ New ▾ Organize ▾ Send ▾ More Actions ▾ Details

My Documents

Folders

- Public Folders
 - Auditing
 - Data Federation
 - Platform Search Scheduling
 - SCSG
 - SCSG Enterprise
 - Accounting
 - Controlling
 - Financial**
 - SW Rev Reports
 - Year-End Reporting
 - Budget
 - Human Resources
 - Logistics
 - Publications
 - SCSG Projects
 - Visual Difference

Title ^ **Type** **Last Run** **In**

Accounts Payable	Folder		
Accounts Receivable	Folder		
Dashboard Components	Folder		
Finance Report Templates	Folder		
General Ledger	Folder		
Grant Report Templates	Folder		
Official SCEIS FI - Analysis of Expenditures by Minor Commitment Item (427 Equivalent)	Web Intelligence	Aug 21, 2013 11:22 AM	1
Official SCEIS FI - Appropriation Balances (477 Equivalent)	Web Intelligence	Apr 23, 2013 3:31 PM	1
Official SCEIS FI - AR Aging (Summary)	Web Intelligence	Jan 24, 2013 9:58 AM	3
Official SCEIS FI - Available Cash (404 Equivalent)	Web Intelligence	Aug 28, 2012 11:53 AM	2
Official SCEIS FI - Estimated Rev vs Cash Rec'd (406 Equivalent)	Web Intelligence	Oct 15, 2012 9:16 AM	9
Official SCEIS FI - Summary of Expenditures (424 Equivalent)	Web Intelligence		0
FI Dashboard (Agency)	BI workspace		
FI Dashboard (Statewide)	BI workspace		
FI Vendor Expenses (Summary)	Web Intelligence		0
Grant Monitor	BI workspace		

Report screen layout:

Multiple reports can be opened in different tabs to easily navigate to home, documents, or other opened reports

Report Functions are presented with a ribbon layout

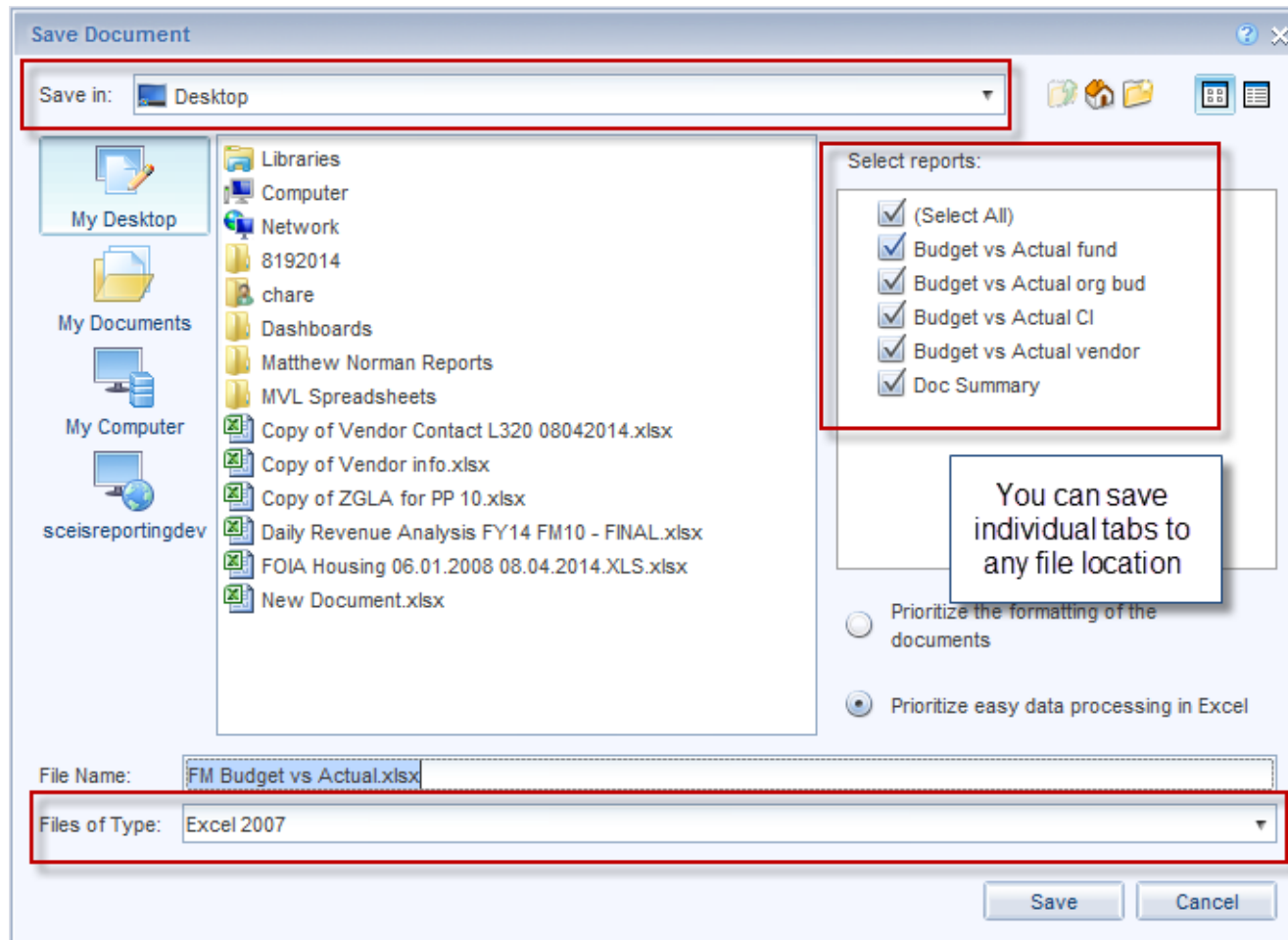
Report 1

Funded Program - Key	Funded Program	Fund - Text	Fund	MTD Actual	YTD Actual
0000.000000.002	HR PAY ONLY	HR-PR DEFAULT	HR-PR DEFAULT		-15,800.68
0100.160100.000	Administrative Servi	EARMARKED FUNDS	EARMARKED FUNDS		
0400.100100.000	Administrative Servi	GENERAL ED. SF	GENERAL ED. SF		

Other Business Objects features:

- Connections are created directly from BEx queries
- Import and query against an Excel spreadsheet
- Unmerge prompts to allow for scheduling of reports with multiple queries
- Report formatting options have been improved with more graphs and more options
- Notification that “your session is about to expire” and your report is autosaved
- Preview the data in the edit query screen
- Freeze column headers

🔄 Saving reports is now easier than ever!!!



OLAP Analysis

SOEIS

Welcome: Cory Hare | Applications | Help menu

Budget vs Actual

Home Documents FM Budget vs Actual New Analysis Worksp...

Analyze Insert Display

Filter Sort Calculations Conditional Formatting

Data Prompts

ZFM_ZPU_C02_Q009 [Commitment, Actual, and Budge

Layout Columns

Structure

Rows

Fund

Commitment Items

Background

Analysis 1

Fund	Commitment Items	Structure	Original Budget	Budget Adjustm	Current Budget
800 MHZ RE-BANDING	Result			\$ 456,731.77	\$ 456,731.77
	5020090000				
	5020100000				
	5030090000				
	5041020000				
	5060323000				
	5180110000				
	5180210000				
	5180310000				
	5180700000				
	5180750000				
	5180920000				
	5203990000				
	561000			\$ 456,731.77	\$ 456,731.77
ACCUM DEP-MTR VEH	Result			\$ 10,400,000.00	\$ 10,400,000.00
	5031510000				
	5060310000				
	5090010000				
	512001			\$ 10,400,000.00	\$ 10,400,000.00

FM area

Functional area

Fund

Fund (High Level)

Funded Program

Funded Program - Bud

Funds Center

Funds Center - Bud 4

GAAP Budget Code

GAAP Fund Code

GAAP Z Indicator

Grant

Ledger

Major CI

Order

Posting period

Stat. key figures



New Report Development



-
- ④ Detail Transaction Report (403 Equivalent)
 - ④ Source Query – Detail G/L Transaction Report
 - ④ Line Item Detail for all transactions
 - ④ Separate tabs for Cash, Revenue, Expenditure, Liabilities and Other Transactions.
 - ④ Ability to run for one period or a range of periods in BusinessObjects

Detail Liability Transaction Report (403)

FY: 2015 PP: 1 (July)

Page 5 of 215

Run Date: 11/6/2014-3:37 PM

Source: Detail G/L Transaction Report

30350001 OP REV-INT SERV FD

Fund	G/L Account	G/L Account Description	Functional Area	Functional Area Description	Internal Order	Doc Number	Doc Type	Document Type Description	Item Text	PP	Posting Date	MTD Expenditures
30350001	2000010000	ACCT PAY&VOUCHER PAY	F030_RBDA	DSIT Hosting Services	#	5701161500	RE	Invoice - gross	#	1	7/31/14	(\$124.73)
30350001	2000010000	ACCT PAY&VOUCHER PAY	F030_RBMA	DSIT Print Services Admin	#	3005503405	KR	Vendor invoice	Rent payment	1	7/18/14	(\$17,834.15)
30350001	2000010000	ACCT PAY&VOUCHER PAY	F030_RBMA	DSIT Print Services Admin	#	3405249845	ZP	Payment posting	#	1	7/23/14	\$17,834.15
30350001	2000010000	ACCT PAY&VOUCHER PAY	F030_RBMB	DSIT Print Services	#	3005533389	KR	Vendor invoice	DSIT	1	7/25/14	(\$15,000.00)
30350001	2000010000	ACCT PAY&VOUCHER PAY	F030_RBMB	DSIT Print Services	#	3005533443	KR	Vendor invoice	Reimbursement for Electricity	1	7/25/14	(\$7,154.77)
30350001	2000010000	ACCT PAY&VOUCHER PAY	F030_RBMB	DSIT Print Services	#	3405233569	ZP	Payment posting	#	1	7/21/14	\$271.08
30350001	2000010000	ACCT PAY&VOUCHER PAY	F030_RBMB	DSIT Print Services	#	3405246089	ZP	Payment posting	#	1	7/22/14	\$810.73
30350001	2000010000	ACCT PAY&VOUCHER PAY	F030_RBMB	DSIT Print Services	#	3405246089	ZP	Payment posting	#	1	7/22/14	\$810.73

Accounts Payable Aging Query

- Request for Change was submitted by Internal Operations October 2014

- Report to show Invoices paid late

- Using Clearing Date minus Net Due Date

- The required fields in the query are:

- Vendor

- Document number

- Document type

- Document Date

- Invoice Number

- Posting Date

- Invoice Number

- Posting date

- Net Due date

- Clearing date

- Number of days late

- Fiscal year/period

- Payment Amount

- ④ Finance Reports available in Business Objects Project Folder:
 - ④ Detail Transaction Report (403)
 - ④ Asset Master Data List
 - ④ Capital Projects Budget vs Actual Report (life of project report)
 - ④ Capital Projects – Available Cash (404)
 - ④ Capital Projects – Estimated Rev vs Cash Rec'd (404)
 - ④ Cash Detail Report (444)
 - ④ General Ledger Accounts (ZGLA) Report
 - ④ RH086 Position Funding Report

2015 RUG Meeting Schedule TBD

See You All Next Year!