

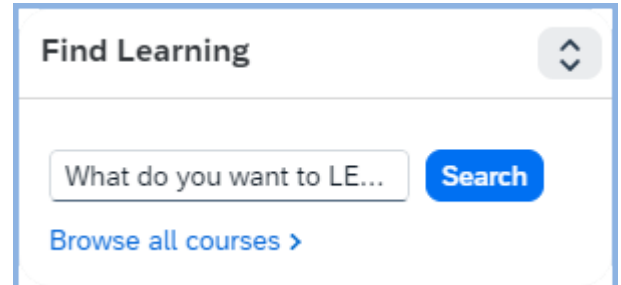
Download Materials for an Instructor-Led Class



You can access course materials even if you are not registered for a class. For the latest materials, clear your browser's cache first. For more information, see ["Clear Your Browsing History in Chrome."](#)

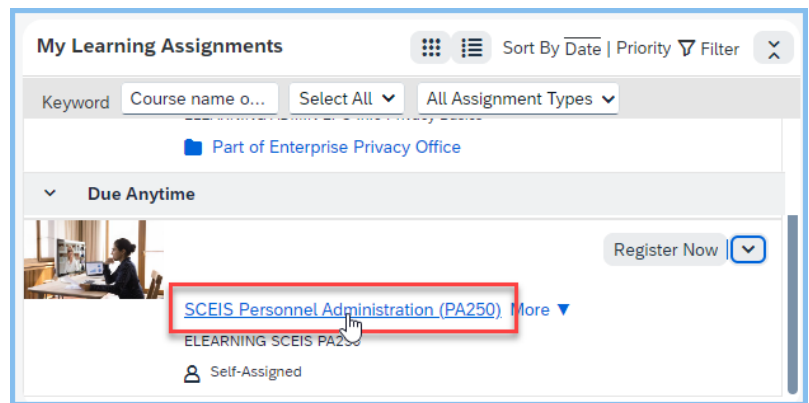
1 Log in to MySCLearning.

For more information, see ["Log in to MySCLearning."](#)



2 Navigate to your course.

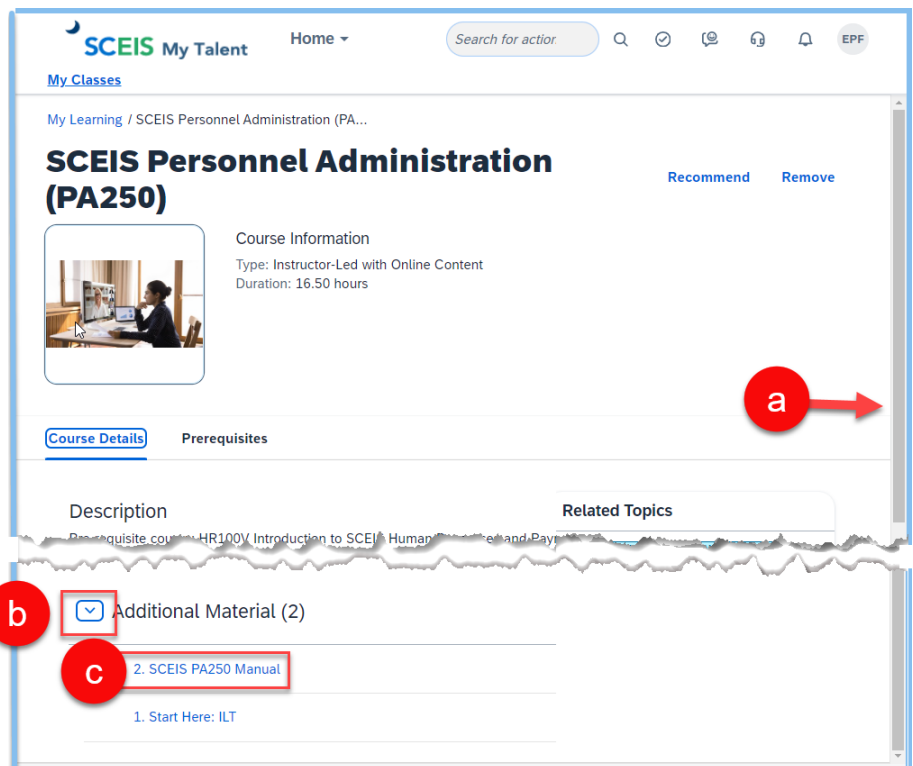
Use the *Find Learning* tile or *My Learning Assignments* tile to locate a course.



3 Click on the course title.

4 Access course material.

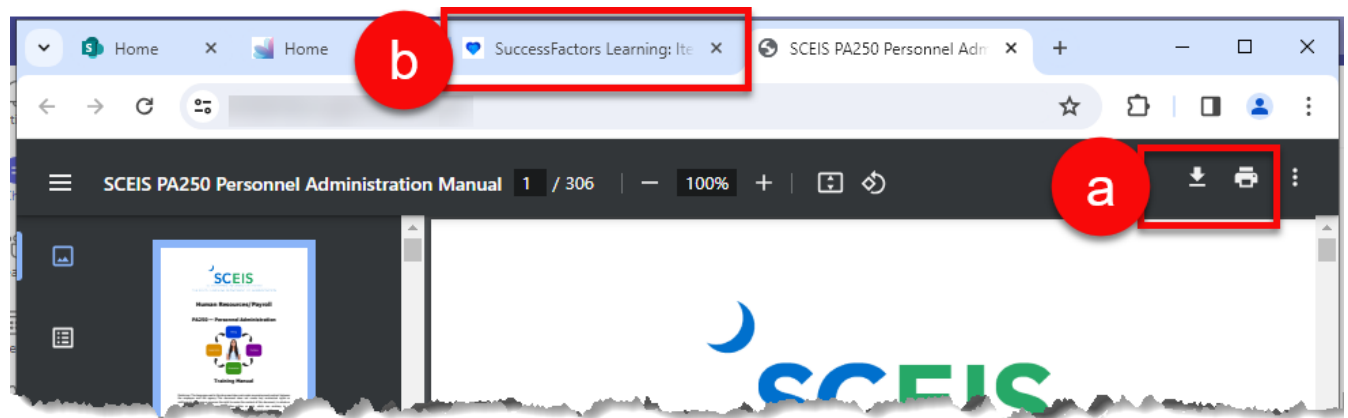
- Scroll down to the **Additional Material** section.
- Click to expand **Additional Material**.
- Click a document title to open it in a new tab.



Download Materials for an Instructor-Led Class

5 Download the course materials.

- Use the PDF tools to download the material or print it.
- If there are more materials, return to the MySCLearning tab to open the next one.



6 Bring all materials with you to class.

SCEIS recommends that you print all course materials and bring them with you to class for reference and notetaking.

Find more tip sheets at [MySCLearning Tools](#).