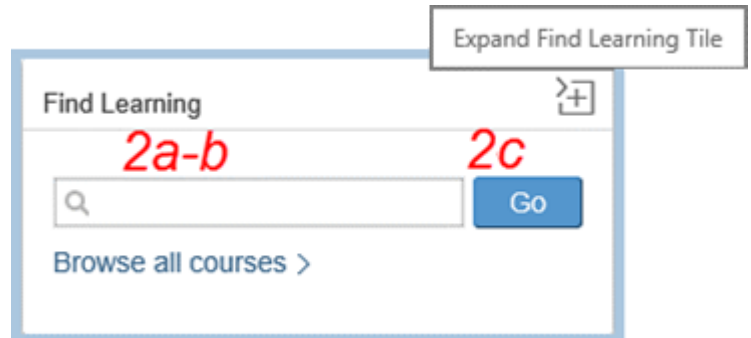


Find a Course or Collection in MySCLearning

1 Log in to MySCLearning

See “Log in to MySCLearning.”



2 Use the *Find Learning* tile

Find Learning searches IDs, titles and descriptions of both courses and collections.

a) Type in the **Course ID** to find all related courses.

Example: Search for PR217. Results include PR217 and its prerequisite course, PR101V.

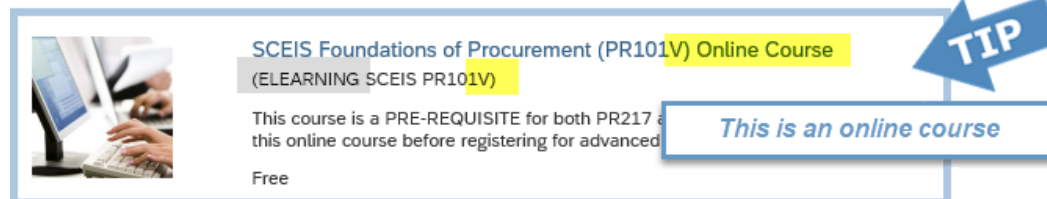
b) Or type in a **key word** to see courses or collections with that word in its title or description.

c) Click **Go**.

TIP

An online SCEIS course has “Online Course” in its title and a letter V at the end of its ID.

The “elearning” tag is not meaningful.

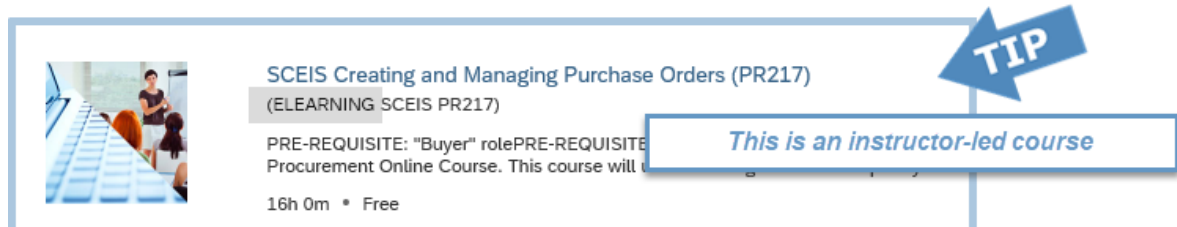


SCEIS Foundations of Procurement (PR101V) Online Course
(ELEARNING SCEIS PR101V)

This course is a PRE-REQUISITE for both PR217 and PR101V. This online course before registering for advanced

Free

TIP
This is an online course



SCEIS Creating and Managing Purchase Orders (PR217)
(ELEARNING SCEIS PR217)

PRE-REQUISITE: "Buyer" rolePRE-REQUISITE: SCEIS Foundations of Procurement Online Course. This course will

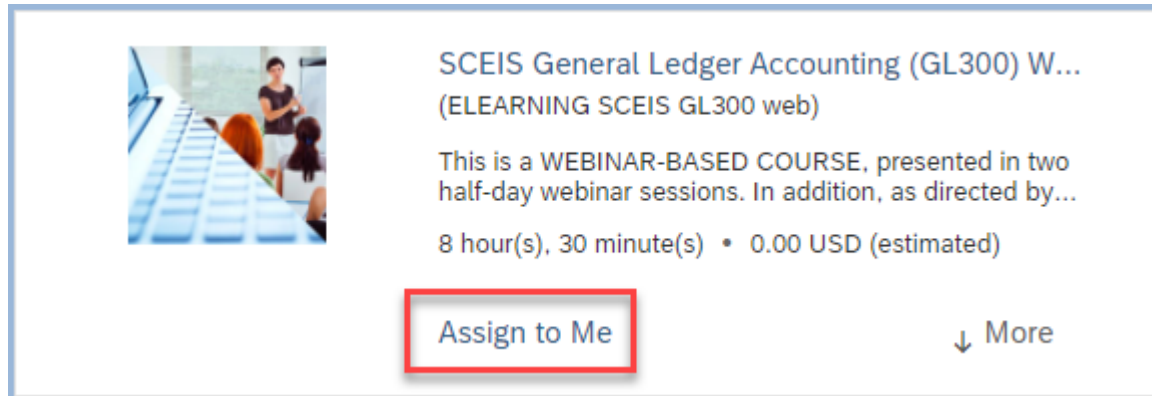
16h 0m • Free

TIP
This is an instructor-led course

Find a Course or Collection in MySCLearning

3 Assign a course to yourself

In the search results, click *Assign to Me* to add any course to your *My Learning Assignments* tile.



The screenshot shows a course card with a thumbnail image of a person at a computer. The course title is "SCEIS General Ledger Accounting (GL300) W... (ELEARNING SCEIS GL300 web)". Below the title, it states "This is a WEBINAR-BASED COURSE, presented in two half-day webinar sessions. In addition, as directed by...". The duration is "8 hour(s), 30 minute(s)" and the cost is "0.00 USD (estimated)". A red box highlights the "Assign to Me" button, and a "More" link with a downward arrow is visible to the right.

TIP → *Assign to Me does not register you. To reserve a seat in an instructor-led class, you must **Register**. See “Register for an Instructor-Led Class.”*

TIP → *If it’s an online course, you can start taking it immediately by clicking **Start Course**. See “Take an Online Course.”*

4 Open a collection

In the search results, click the title of a collection to open it and to access the materials in it.

See “Use a Collection in MySCLearning” *to learn more about collections.*

Find more tip sheets at [MySCLearning Tools](#).