







Error or Issue	Resolution
<p> System status CRTD is active (WBS E.E240.0068.AA000) Message no. BS013 Diagnosis Object WBS E.E240.0068.AA000 has system status CRTD (Created). According to this status, transaction 'Goods receipt for purch. order' is not allowed.</p>	<p>Problem: The WBS User Status and the WBS System Status have not been "Released."</p> <p>Solution: The agency WBS Project Manager must edit the WBS and update the Statuses so the GR and IR can be processed.</p>
<p> Enter Stor. Location</p>	<p>Problem: The Goods Receipt requires a Storage Location. The Storage Location is missing from the PREQ and Inventory PO because the PREQ Creator did not key-in the Storage Location.</p> <p>Solution: Key-in the Storage Location to the Goods Receipt. Have a discussion with your PREQ Creator about how to properly create PREQs.</p>
<p> Document 46XXXXXXXXX does not contain any selectable items</p>	<p>Problem: The message "Document 46XXXXXXXXX does not contain any selectable items" is correct. A Goods Receipt is being attempted to be processed against a Line Item which already has a GR processed.</p> <p>Solution: Verify the PO's Line Item. Look in SRM's PO History or look in SRM's ME23N tab, or look in ECC's ME23N's PO History. A GR cannot be processed because there are no selectable items remaining on the PO Line Item.</p>

Error or Issue	Resolution
<p> Back-End Error: With non-valuated GR please also enter GR indicator Back-End Error: Purchase order still contains faulty items</p>	<p>Problem: This error was caused by trying to remove the GR Indicator in SRM after a Goods Receipt had been processed on the line item.</p> <p>Solution:</p> <ol style="list-style-type: none"> 1. Place the Purchase Order in Edit mode and select the checkbox for the "Goods Receipt / Confirmation of Performance of Service. Then select "Check" so the system will validate all of the software, applications and programs, and then the error will disappear because the root problem has been resolved. 2. Now select Order, then the refresh icon until the status of the Purchase Order is Ordered.
<p> Back-End Error Indicator for GR used not allowed</p>	<p>Problem: The PO Line Item was created with the "Related Documents" tab's "Good Receipt/Confirmation of Performance of Service" checkbox unchecked. Now, the user is attempting to process a Goods Receipt.</p> <p>Solution: Because there is PO History with Invoice Receipts without a Goods Receipt, a Goods Receipt cannot be processed now on this specific Line Item.</p>
<p> Goods Receipt Reversal Quantity X,XXX.xx Greater or Equal to Invoice Quantity X,XXX.x x</p>	<p>Problem: A Goods Receipt (GR) has been processed for the full quantity received and the Invoice Receipt (IR) has been processed for the full amount/quantity of the Invoice. The user cannot process a Cancellation of the Goods Receipts for the full amount because the Invoice Receipt has been processed.</p> <p>Solution: First, determine the correct amounts of the GR and IR and whether cancellation is warranted.</p> <ol style="list-style-type: none"> 1. Journal Entry by FI: If the user is attempting to process the GR Cancellation because FI needs a GL change and payment has been sent to the vendor, then a Journal Entry must be made by FI. The original GR and IR must remain in the system as documentation of the transactions.

Error or Issue	Resolution
	<p>2. GR cancellation quantity is greater than the IR quantity: If the user is attempting to process a GR cancellation for a greater amount than the IR, the GR cannot be cancelled for the amount attempted.</p> <p style="padding-left: 40px;">a. Example: If the GR quantity is 100 and the IR quantity is 50, the GR cancellation cannot not be processed for the quantity of 100, but must have a GR quantity of 50.</p>