

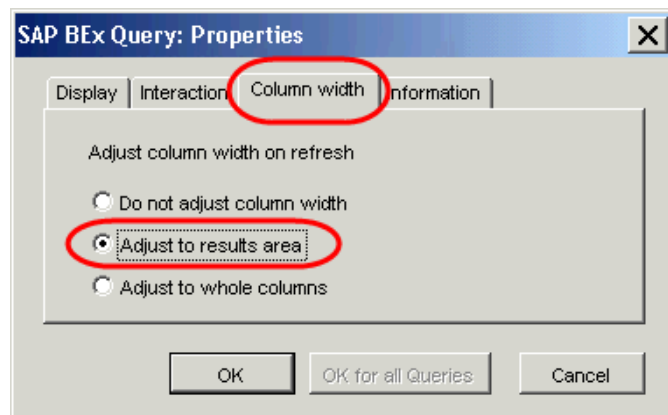
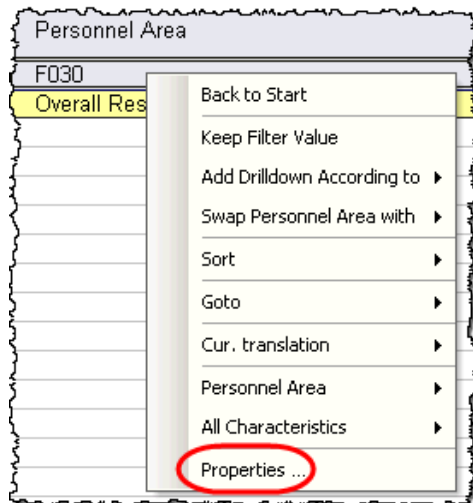
RH010 Series Demonstration

RH010.1A - FTE Totals by State, Federal, Other & RH010.2_Flexible Position Totals by Employee Group

Open the BEx Analyzer and run the **RH010.1A – FTE Totals by State, Federal, Other**

RH010.1A - FTE Totals by State, Federal, Other								
Key Figures	Authorized Total FTE, Authorized State, Authorized Federal...							
Personnel Area								
Calendar Year/M	10/2012							
Employee Group	CLASSIFIED FTE, CLASSIFIED FTE IExam, CLASS FTE-DEF PAY, UNCLASSIFIED FTE, NON-REGULATORY, AGENCY HEAD (AHSC)...							
Employee	Not assigned							
Employee Subg	CIR PUB DEFENDER, SENATORS, REPRESENTATIVE, 1..1Z, 2..2Z, CHIEF JUSTICE..CIRCUIT SOLICITOR, CHIEF JUDGE..CHIEF ATTORNEY, 7..8							
Personnel Area	BUDGET AND CONTROL BOARD							
Personnel Area		Authorized Total FTE	Position FTE	Actual Total FTE	Filled FTE	Vacant FTE	Total Salary	Difference Authorized - Actual
F030	BUDGET AND CONTROL BOARD	1,162.180	1,163.0550	1,163.056	931.876	231.180	\$ 57,118,078.03	-0.876
Overall Result		1,162.180	1,163.0550	1,163.056	931.876	231.180	\$ 57,118,078.03	-0.876

Tip: To get your report to adjust the columns for easier viewing, right-click in the report and choose **properties**. Next, choose the **Column width** tab and then choose **Adjust to results area**. Press **OK**. Your columns will adjust to fit based on the results of the report data.



You can expand your Authorized and Actual Totals to see if they balance out. This can be done for State, Federal, and Other. It can also be drilled down one more level to check Authorized and Actual Classified/Unclassified Totals. An example is listed below.

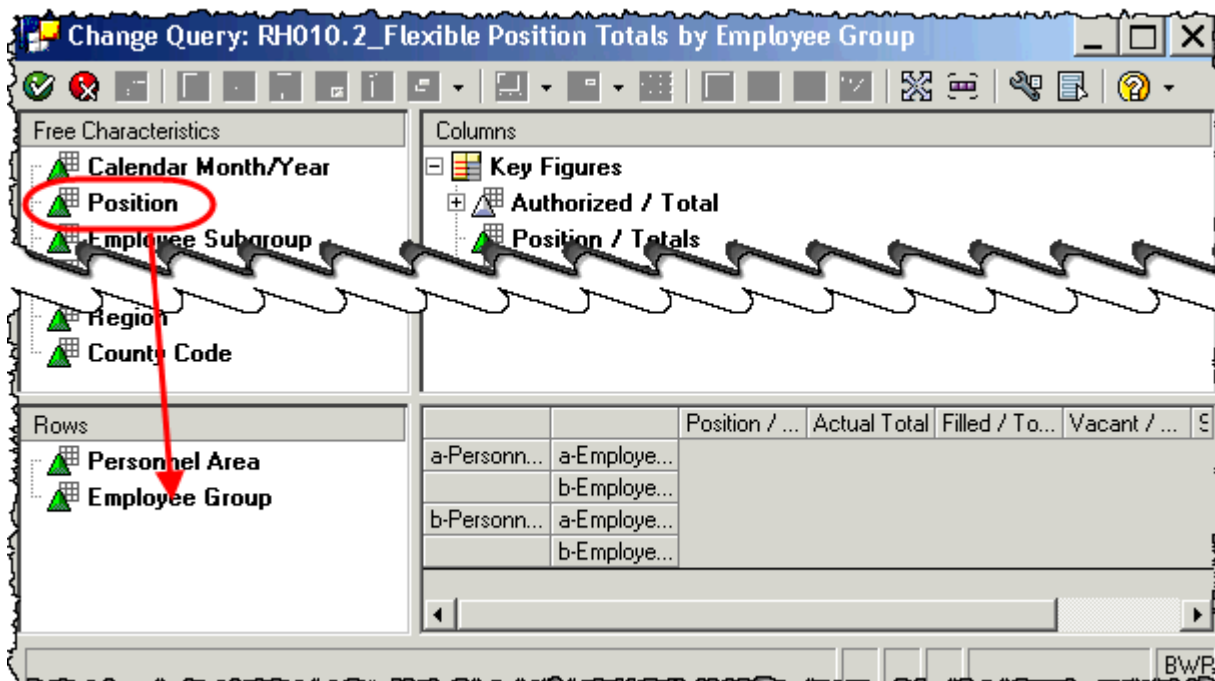
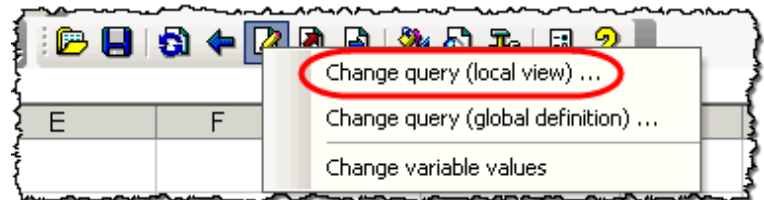
	Authorized Total FTE	Authorized State	Auth Classified State	Auth Unclassified State	Authorized Federal	Authorized Other	Actual Total FTE	Actual State FTE	Actual Classified State	Actual Unclassified State	Actual Federal FTE
2											
3	1,162.180	209.110	193.120	15.990	15.300	937.770	1,163.056	209.146	196.046	13.100	17.764
4	1,162.180	209.110	193.120	15.990	15.300	937.770	1,163.056	209.146	196.046	13.100	17.764

This report allows you to view where your FTE discrepancies are. The **RH010.2_Flexible Position Totals by Employee Group** will allow you to view each position and see the FTE allocation by State, Federal, and Other.


Open the BEx Analyzer and run the **RH010.2_Flexible Position Totals by Employee Group**

RH010.2_Flexible Position Totals by Employee Group						
Calendar Month/						
Position						
Employee Subg						
Employee	Not assigned					
Personnel Area	BUDGET AND CONTROL BOARD					
Personnel Area		Employee Group	Position Totals	Actual Total	Filled Total	Vacant Total
F030	BUDGET AND CONTROL BOARD	CLASSIFIED FTE	1,115.555	1,115.556	896.376	219.180
		UNCLASSIFIED FTE	46.500	46.500	34.500	12.000
		TEMPORARY	116.626	0.000	0.000	0.000
		TEMPORARY GRANT	6.000	0.000	0.000	0.000
		TIME LIMITED	86.350	0.000	0.000	0.000
		NON-REGULATORY	0.100	0.000	0.000	0.000
		AGENCY HEAD (AHSC)	1.000	1.000	1.000	0.000
		DUAL EMPLOYMENT POS	0.239	0.000	0.000	0.000
Overall Result			1,372.370	1,163.056	931.876	231.180

To add **Position** in the report, you can either double-click position in the report, which is circled above or go into the **Change Query (local view)** on your BEx toolbar and drag position in from **Free Characteristics** to the **Rows** as shown below.



Once you add position in the report, you are able to see the FTE breakdown by State, Federal, and Other for each position as shown below.

Employee Group	Position		Position Totals	 Actual Total	▷ Actual State	▷ Actual Federal	▷ Actual Other
CLASSIFIED FTE	600XXXXX	AJ10	1.000	1.000	1.000	0.000	0.000
	600XXXXX	AI10	1.000	1.000	0.300	0.000	0.700
	600XXXXX	KA15	0.625	0.625	0.000	0.000	0.625
	600XXXXX	AA75	1.000	1.000	0.950	0.000	0.050
	600XXXXX	AJ65	0.750	0.750	0.000	0.000	0.750
	600XXXXX	AD22	0.750	0.750	0.225	0.000	0.525
	600XXXXX	AD03	1.000	1.000	0.845	0.000	0.155
	600XXXXX	AD12	1.000	1.000	0.200	0.000	0.800
	600XXXXX	AA50	0.555	0.555	0.000	0.000	0.555
UNCLASSIFIED FTE	600XXXXX	UA03	0.500	0.500	0.150	0.000	0.350
TEMPORARY	600XXXXX	AA20	1.000	0.000	0.000	0.000	0.000
TEMPORARY GRANT	600XXXXX	AH35	1.000	0.000	0.000	0.000	0.000
TIME LIMITED	600XXXXX	AJ42	1.000	0.000	0.000	0.000	0.000
AGENCY HEAD (AHSC)	600XXXXX	UA01	1.000	1.000	1.000	0.000	0.000
DUAL EMPLOYMENT POS	600XXXXX	UZ01	0.036	0.000	0.000	0.000	0.000
			1,372.370	1,163.056	209.146	17.450	936.460